

Church of England
on Norfolk Island



Church @ Home

Family Devotions Manual


Love Jesus. Love Each Other. Love Norfolk Island.

1. Why this Booklet?

It's sad that we've stopped meeting on Sundays as God's people. But church doesn't need to stop for any of us. Jesus said,

"For where two or three come together in my name, there I am with them"

We know that church isn't a building, it's a people – God's people who meet together. And when we meet together – even two or three of us – we know that Jesus is with us through his Spirit.



Meeting together as church is important for so many reasons:

- When we're saved, we are adopted into God's family, and not left as individuals
- We're told to love and encourage each other. We can't do this alone!
- We're called the body of Christ. We need each other to function effectively
- Our hearts are deceptive. We need others to keep us true in our spiritual walk

As you and your family can no longer come together as a bigger church, I would encourage you to spend time regularly with your family in God's Word and in prayer. And in fact, your family functions as a little-church, doing everything that a bigger church does, but on a lower scale. Jonathan Edwards writes:

"Every Christian family ought to be as it were a little church, consecrated to Christ, and wholly influenced and governed by his rules..."

And in fact, one thing that God might be wanting to remind us is that we can easily forget the parent's role is to be the head-discipler of our children – not the Kids Church leaders, not even Jono! Paul writes:

Children, obey your parents in the Lord, for this is right... Fathers, do not exasperate your children; instead, bring them up in the training and instruction of the Lord (Ephesians 6.1, 4)

This has been the case from the very beginning. Although there is definitely a place for a larger gathering of God's people (Ezra 10.1), Moses writes:

These commandments that I give you today are to be upon your hearts. Impress them on your children. Talk about them when you sit at home and when you walk along the road, when you lie down and when you get up" (Deuteronomy 6.6-7)

In the Bible, discipleship begins at home.

With this in mind, this booklet has been written to give you some ideas about how you can use this time to help your young people to continue to flourish in the Lord.

While the Church of England suspends its regular meetings, I would encourage you to set aside time to have your own "family church" – along with what you normally do. This booklet begins with ideas to disciple your children in normal life. Next, there is a basic plan for running a "family church" service.

a. Family Discipleship

As Christians, our lives revolve around Jesus. This is true, even for our hopes and dreams for our children. We want our kids to be happy, to be good citizens, and be able to earn a stable income in the future.

But even more than any of this, we want our kids to be in a right relationship with God; to love Jesus, and to serve him all of their days.

As we saw earlier, as parents, you have an important role in this. As the main discipler of your children, it can be a bit overwhelming! But below, I've got some ideas about what this could look like:

- **Be an example of a Christian**

As you would know, your kids are watching you all the time. They're learning from not just what you teach them, but also what you do. This means it's so important to always live out your relationship with Jesus, and to keep growing in your faith.

- **Pray for your kids**

We are weak, but God is strong. So, ask God to help you disciple your kids. Ask him to help them to grow in faith (1 Corinthians 3.6).

- **Talk about Jesus in regular life**

We're not a Christian only on Sundays. Paul writes, "Whatever you do, do it all for the glory of God" (1 Corinthians 10.31). When we talk about Jesus in our regular life, we demonstrate that our faith is relevant today!

- **Say grace at mealtimes**

Your prayers don't have to be complicated. Use this time to share things that you can thank God for, and then pray for them aloud.

- **Invite other Christians over to your house**

As your child grows up, their world shifts away from the home as they start to individualise. It's so important that at this time they have significant others who they can look to and see that there are others besides you who follow Jesus. Experience has shown that this is so important for our kids to keep following Jesus. For this reason, I would encourage you to invite other Christians into your home. This will be a blessing for your kids both now and down the track!

- **Each night read a Bible story and pray with your children**

Get a picture Bible or borrow one from the Church of England to read at night. Afterwards, ask your child some simple questions:

- What did you like about the story?
- Do you have any questions?
- What do we learn about Jesus?
- Because of this, what should we do?

Ask your child what they can thank God for; or what they could ask God to help them with. Pray with them or for them out loud.

- **For older kids, encourage your kids to read the Bible and pray each night**
For those who enjoy reading by themselves, encourage them to read the Bible. If they're into comics, the Manga Bible or the Action Bible are great! Or, you could just encourage them to read the Bible itself – maybe start with Mark's Gospel in a CEV or ERV translation!

Also encourage your kids to pray. If they need something to help them with this, maybe a prayer box, prayer rock, or prayer dice might help! The acronym TSP (thanks, sorry, please) also is a good way to pray! See the section later on about prayer for details!

- **Be regular at Church**
What we do shows the things we value. Although church is not everything, when we actively, willingly and enthusiastically attend a church, it demonstrates physically our love for God and our brothers and sisters in Christ.
- **While we cannot attend normal church, run a "family church"**
Of course, we can't do attend normal church at this time. But we can still meet together as God's people in a smaller scale – with our family! See the rest of this booklet for what this could look like.

For some families, this could simply look like watching the 9.00am Church of England broadcast over breakfast together, and then having a chat about it!

- **Improvise and Persevere**
Discipling our children will be hard work. As we get into new habits, there could be some resistance. Some days it just won't work. Soon, you'll realise that some things aren't suitable for your family. Because of this, you will need to both improvise and persevere; both change things up and keep going.

**Good things take work – whether it's exercise – or discipling your children.
Be encouraged, God is at work through his Word and through your prayers!**

2. Family Church

Now, what does a family-church look like? Well, the good news is that it's up to you – as long as you hear God speak through his Word and respond in prayer! Below is a template of what you could do:

Time	Event	Thoughts for Planning
	Prior to Family Church	Get everything organised and set-up Parents keep praying for your family Prepare your kids for it (page 6)
Opening Prayer	2 min	Start with a simple prayer, asking God to be with us (page 7)
Song	5 min	Sing praises to our amazing God (page 8)
Bible Story	7 min	Hear God speak through his Word in a child-friendly manner (page 11)
Chat	4 min	Talk about what you heard (page 15)
Question Box	5 min	Have an opportunity to answer any tricky questions (page 15)
Prayer	4 min	Respond to God's Word in prayer (page 16)
Craft	10 min	Make something cool that helps with discipleship (page 18)
Closing Prayer	2 min	Wrap up your time in prayer (page 19)
	After Family Church	Reflect and learn from your experience (page 19)

Here's an idea: If you run Family Church on Sundays between 8.30 – 9.00am, then why don't you watch the Church of England broadcast at 9.00 – 9.30am while your children are working on their craft or doing something else!

Now that we have an overview of what Family Church might look like, let's see what each component could look like!

b. Prior to Family Church

Before your Family Church, you should:

- **Pray**

You might be feeling nervous, overwhelmed and unsure about running a Family Church. Take your concerns to your Lord in prayer. Paul writes:

“Do not be anxious about anything, but in every situation, by prayer and petition, with thanksgiving, present your requests to God. And the peace of God, which transcends all understanding, will guard your hearts and your minds in Christ Jesus” (Philippians 4.6-7)

Spend time praying that God would continue to grow your family in their faith through his Word.

- **Plan**

Think through what you’re going to do. Have a look at the template runsheet above. What items would work for your family? Are there items that would flop? What are you actually going to do for each item in your program? Have a look at the ideas in this booklet for inspiration! If you have a partner, make sure you’re on the same page

- **Prepare your kids**

You’ll be lucky for Family Church to work if you simply spring it on your kids on Sunday morning. Earlier, throughout the week, help them form expectations for what will happen, including what you’re gonna do, why you’re doing it, when you’re going to do it, and what this will look like. Maybe something like:

“Hey Tintin, can we just talk for a minute? Because of the state of emergency, church has been called off. But we still want to hear God speak to us. So, this Sunday, we’re going to have our own Family Church! So, at 8.30, we’re going to meet in the living room for half an hour. We’re going to sing songs, hear from the Bible, talk to God and even do some craft! Does that make sense? Any questions?”

- **Get Ready**

Make sure you’re organised before you start. For example, this could mean:

- Connect your computer to the TV with the youtube clip open, and the TV on
- Set up the seating for good vibes
- Mark the picture bible at the right spot. Place it next to your seat
- Remove any possible distraction
- Gather everything you need for craft, prayer, etc.
- Think about what you’re going to say, the questions you’re going to ask
- Etc.

As you get ready, you want to be able to run through your plan without having to stop or pause between things. This will make it run a lot smoother, be less stressful, and be more enjoyable.

c. Opening Prayer

As you start your time together, open up with a simple prayer:

i. Your own prayer

ii. Simple Prayer

Dear God,
Thanks that you love us so much.
Help us today to get to know you more
In Jesus' name we pray,
Amen

iii. John Adam's Prayer

Suffer me not Oh Lord, to waste this day in sin or folly,
But let me worship thee with much delight
Teach me to know more of thee
and to serve thee better than I have before
That I might be fitter to dwell in heaven
Where thy worship and service are everlasting. Amen

iv. The Lord's Prayer

Our Father in Heaven
Hallowed be your name
Your kingdom come,
Your will be done on earth as it is in heaven.
Give us today our daily bread
Forgive us our sins as we forgive those who sin against us
Lead us not into temptation, but deliver us from evil
For the kingdom, the power, and the glory are yours, now and forever
Amen

d. Song

At church, we sing songs to:


- Praise our amazing God
- Remind ourselves about the gospel
- To build each other up in our faith

Paul says:

Be filled with the Spirit, speaking to one another with psalms, hymns, and songs from the Spirit, singing and making music from your heart to the Lord, always giving thanks to God the Father for everything, in the name of our Lord Jesus Christ. (Eph 5.18-20)

Normally, we sing a song or two that's biblical, simple, enjoyable and active. Here are some of our favourites:

1. Our God is a great big God
https://www.youtube.com/watch?v=EAjUa4C_HLE
2. Who's the king of the jungle
https://www.youtube.com/watch?v=rXIkISTxk_4
3. Trust in the Lord (Proverbs 3.5-6)
<https://www.youtube.com/watch?v=EN7Lwved3n8>
4. Lord's Prayer
<https://www.youtube.com/watch?v=ijPuAtrwHYM>
5. Be Brave Be strong
<https://www.youtube.com/watch?v=vl75AQvTAxs>
6. Fruit of the Spirit
<https://www.youtube.com/watch?v=Rezg4jYFoj0>
7. Every move I make
<https://www.youtube.com/watch?v= Tr5eUBTClw>
8. Arky Arky (We've used itunes + slides)
<https://www.youtube.com/watch?v=6lejYSglmLE>
9. Jesus is the Boss (We've used itunes + slides)
<https://www.youtube.com/watch?v=DHfhtv4vsh0>
10. Boss of the Cross (We've used itunes + slides)
<https://www.youtube.com/watch?v=EILTdXTm8V8>
11. My God is so Big
<https://www.youtube.com/watch?v=R4UefZddrWY>
12. Jesus Loves Me
https://www.youtube.com/watch?v=TOUYpKqJ_ks
13. What a Mighty God we Serve
<https://www.youtube.com/watch?v=lijsESdEnZg>



14. Super Saviour
<https://www.youtube.com/watch?v=TclGT1utHhE>

15. Jesus Number 1
<https://www.youtube.com/watch?v=nfcxVgrVgpo>

Here are some other good songs that we can learn:

1. Praise Ye the Lord
<https://www.youtube.com/watch?v=WuODF9Kbgnw>

2. Jesus is alive
<https://www.youtube.com/watch?v=Mlf9jv4pVTM>

3. I Want to Be Like Jesus
<https://www.youtube.com/watch?v=Nk-MRowRuu0>

4. King of Kings
<https://www.youtube.com/watch?v=g-JXOpcVRKY>

5. Never Let Go
https://www.youtube.com/watch?v=WJgIPk_NkZY

6. Pharoah Pharoah
<https://www.youtube.com/watch?v=5PkMC7O1lq0>

7. You can tell the lord that you love him
<https://www.youtube.com/watch?v=15QeaQ7c1y4>

8. He is the King of Kings
<https://www.youtube.com/watch?v=gH8YzqQ7iHE>

9. Jesus Hokey Pokey
<https://www.youtube.com/watch?v=T9L7G07DF6s>

10. This little light of mine
<https://www.youtube.com/watch?v=ty9bZXN4uWA>

11. Peace like a river
<https://www.youtube.com/watch?v=7it5W1FVtTs>

For older families, you could try a contemporary song:

1. Our God is greater (Chris Tomlin)
https://www.youtube.com/watch?v=O5d_gm9zrnY
2. Blessed be your name (Matt Redman)
<https://www.youtube.com/watch?v=PnWKehsOXu8>
3. Man of Sorrows (Hillsong)
<https://www.youtube.com/watch?v=YIOJ5o8W4Lw>
4. In Christ Alone
<https://www.youtube.com/watch?v=ouGuG97I2RY>
5. You never let go (Matt Redman)
<https://www.youtube.com/watch?v=y83-vMeWc9E>
6. 10,000 Reasons (Matt Redman)
<https://www.youtube.com/watch?v=XtwIT8JiddM>

If this isn't something you've done before, you might find singing together a little awkward especially for boys. If this is the case, then you could:

- Crank up the music, so your family doesn't feel self-conscious,
- Just listen to something together, and see what happens!
- If someone is musical, get them to play along!

e. Bible Story

God speaks to his people – even his kids – through the bible! Teaching the Bible requires time and effort. As we teach the bible, we should work hard to be:

- **CLEAR** Teach only one point, simple, clear structure and implications
- **CORRECT** Teaches the passage, considering genre, context and content
- **CONCRETE** Well grounded in the child's world, and not left in abstract thoughts
- **CREATIVE** It's fresh, like they're hearing the story for the first time
- **CHRIST-FOCUSED** The child is left thinking about Jesus and not themselves

As you prepare to teach the bible, use the following process:

- While **PRAYING**, we:
 - **UNDERSTAND** the passage in its **ORIGINAL** context
What's the passage about?
 - **UNDERSTAND** the passage in its **BIBLICAL** context
How does this passage relate to Jesus?
 - Consider **AUDIENCE** and **CHRIST-SHAPED IMPLICATIONS**
How does this passage connect with the kids' world?
How does the passage and its relation to Jesus shape the way we live?
 - Decide on the **BIG IDEA**
What is the one thing that you want your kids to remember?
 - Consider **CREATIVE** ways to present
How will I engage my kids with the passage? (See resources below)
 - Get **READY**
What do I need to do prior to family church?
 - **READ & REFLECT**
How did it go? How can I take it to the next level next time?

Now, there are many creative ways to teach the Bible. Here are some good ones to try:

Method 1: Read a Picture Story Book

There are heaps of great picture books that tell the stories from the Bible (and some not so great ones!). You might have some good picture books at your place that you could use.

You can also borrow any of these from the Church of England (youngest at top):

- Lion First Bible
- Rhyme Bible
- Beginners Gospel Story Bible
- Beginners Bible for Toddlers

- Beginners Bible
- Jesus Story Book Bible
- Big Picture Bible
- Lost Sheep series (some stories)

Method 2: Watch a Video

There are also some great videos out there that faithfully teach the Bible. Check out the following ones:

- Saddleback Kids (youtube)
- Sharefaith (website, pay)
- The Gospel According to ... (DVD, Church of England owns)
- What's in the Bible? (DVD)
- Veggie Tales (DVD/Netflix)

Method 3: Show Pictures

Read the Bible passage out, and use pictures you've drawn or PowerPoint slides to illustrate the Bible passage as you go. To do this, read the passage beforehand and break it up into chunks. Then, show a different picture for each chunk! Besides making your own home-made pictures or slides, you can find some decent PowerPoint slides at the following websites:

- freebibleimages.org (free)
- Thebricktestament.com (free, use with caution!)
- Bigbrickstory.com (free)
- Lampbibleimages.co.uk (pay)
- Lost Sheep (pay)

Method 4: The Comic Strip

Hand out a piece of paper, and divide it into boxes. Then, simply read the Bible passage aloud and in sections. After one section is read, everyone draws a picture of what they heard in the first square of the comic strip. Then, after a minute, read another bit, stop for the next part of the comic strip. Keep going until you've read the whole passage!

Here are two similar ideas

- Read the passage, and draw a picture of something that stands out to you
- Read the passage, and re-tell the story using Lego or Playdoh

Method 5: The Dramatic Storyteller

Learn a Bible story and tell it to your family - while embodying the action!

- (i) Mirror the emotion through your body language and voice
e.g. funny then laugh; sad then cry
- (ii) Reflect the character, get into the character's shoes
e.g. Are they nervous/confident/lonely?
- (iii) Follow the Location, using imaginary spots for different parts of the story
e.g. Stand in different spots to represent two people speaking to one other
- (iv) Illustrate the Action, Using gestures.
e.g. put on a coat, climb a tree

Method 6: The Narrated Drama

In this method, read the passage straight from the Bible, or write a paraphrased script. For every line of the story, there must be actions. Give everyone a different role in the story to play. As you read the passage, everyone acts out what their characters do!

Ways to Involve the Audience!

A great way to engage everyone in the Bible is to involve them in the process of reading it. Here are some different ways that they can be involved:

- (i) **Sound Effects**
The audience is invited to make a particular noise or action as part of the story (e.g. waves, thunder, wind, lightning, rain, steps, knocking, drumbeat, trumpets)
- (ii) **Characters & Groups**
The audience is given a minor character/group to be in the talk (e.g. crowds, pharisees, disciples)
- (iii) **Lines & Actions**
After receiving a prompt (a particular word, sign shown, etc.) the audience says a phrase or sentence, or does an action.
(e.g. And it was morning... *and it was evening...* the first day; Great is Artemis; thumbs up, stand up, sleep)
- (iv) **Questions**
The audience are asked questions (rhetorical or real) during the talk to ponder and engage in!

Choosing a Translation

The Bible wasn't originally written in English. This means that our Bibles are translations from the original languages. Different translations have different purposes, both are good:

- a. Some try to translate it word for word (e.g. KJV, NASB).
This is good if you understand the original culture, but confusing if you don't.
- b. Some try to translate it concept for concept (e.g. NIV, ERV, CEV).
Rather than being a "wooden" translation, these ones are easier to read, as they try to translate what the passage means rather than following the original directly.

For example, you can see the difference in these approaches in 1 Peter 1.13:

Greek Διὸ ἀναζωσάμενοι τὰς ὀσφύας τῆς διανοίας ὑμῶν νήφοντες τελείως

NKJV Therefore gird up the loins of your mind, be sober

NIV Therefore, prepare your minds for action; be self-controlled

CEV Be alert and think straight

As we're reading the Bible to kids, choose a translation that is easier to read. Here are some good ones:

- a. Contemporary English Version (CEV) It's okay, and we use it in Barnacles SRE
- b. New Living Translation (NLT) I like this one too – more modern language
- c. Easy to Read Version (ERV) I'm very impressed with it. Using it in Voyagers
- d. New International Version (NIV) A little more difficult, but we use it at church

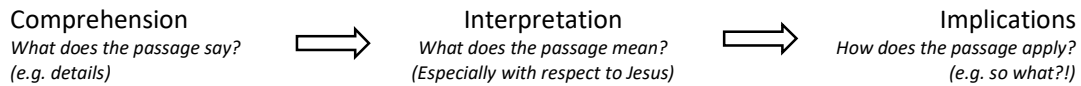
We have copies of these translations. Please talk to Jono if you would like one.

You can also access the Bible at biblegateway.com.

There are also lots of great apps and audio bibles out there too!

f. Chat

Having heard God's Word, spend a couple minutes talking about it. Throughout Scripture, we're encouraged to meditate on God's Word. This doesn't mean emptying our minds – but rather reflecting on Scripture and the mighty deeds of our Lord. As we talk about God's Word, we want to move in the following direction:



The goal isn't simply to test what the kids have learnt, but to help with discipleship. James writes:

Do not merely listen to the word, and so deceive yourselves. Do what it says.
(James 1.22)

Here are some approaches you could take:

1. Simple Questions

After the talk, ask generic questions like:

- What do you like about the story?
- Do you have any questions?
- What do we learn about Jesus... God... The World... Ourselves?
- So, what should we do?

2. Specific Questions

After the talk, ask 3 questions arising from the passage

3. Game show

After the talk, review how much they remember with a quiz

g. Question Box

Research has found out that one reason that young people drop out is because they haven't had a place to discuss any of their big questions or doubts.

- Find a box with a hole in it
- Tear up sheets of paper into slips
- Grab some pens
- Give everyone a slip of paper to write a question
- Make sure everyone writes a question, otherwise it will be awkward!
- Collect them in the box
- Next week, have a go at answering them – either yourself, or as a family
- If you're not sure the answer, that's okay!
- Feel free to talk to Dave or myself about the tricky ones!

h. Prayer

The goal of Christianity is a restored relationship with God. We express our relationship with God through prayer. Paul writes,

“In him and through faith in him we may approach God with freedom and confidence”.

Give your children simple instructions, like, *“Put your hands together – so we don’t touch other people”* *“Shut your eyes – so we can concentrate”*.

As we come to prayer, we do two things: first, we gather prayer points, and second, we pray them!

1. Gathering Prayer Points

We need to help our kids to think of what to pray about. Here are some ideas:

- **Prayer-Cards**
Either hand out or show your prayer-cards, which have pictures of things we can pray for.
- **Photo album**
Shows the kids pictures of people (e.g. missionaries) and places (e.g. war-torn countries) in a photo album, and turn them into prayer points
- **Prayer-Box**
Bring in some items to introduce prayer points, and put them into the ‘prayer box’. Pull them out one at a time, and talk about them to get to prayer points
- **TSP: Thanks, Sorry, Please**
Get the kids to think of three prayer-points: a thanks, a sorry, and a please point. You can also make a prayer cube, with these different types of prayer on each face. Roll the dice to find out what you’re praying for!

Yay, Pray

Get the kids to think of two prayer points: Something they can thank God for (yay), and something they can ask for (pray)

2. Praying the Prayer Points

Once you've gathered the prayer points, think of a method for how to pray them!

- **Modelled Prayers**
Pray the points yourself, and the kids agree with "Amen" at the end.
- **Repeated Prayers**
"Let's talk to God. Repeat after me... [short phrases]" Kids repeat short phrases after you.
- **String Prayer**
Bring in a ball of wool, and holding the end, throw the ball to a kid. The kid thinks of something that they can pray, and the teacher or child prays for it. The kid – holding onto the piece of string – passes the ball to another kid, and the process repeats itself.
- **Pop-Corn Prayer**
Someone starts praying. When they've finished, there is an open time in which anyone else can pray out loud. After there is a pause, and everyone who wants to pray out loud has, then someone else closes.
- **Paper-Plane-Prayer / Scrunched-Ball Prayer**
Get everyone to write down prayer points on a piece of paper, write their name on it, and then either make a paper plane, and throw it somewhere, or scrunch it up and see if they can throw it into a hoop (or bowl)! Then, everyone needs to find someone else's piece of paper, and then pray for the other person!

i. Craft

Craft is fun – and it also can be used for our aims of discipleship. Crafts can:

- **Reinforce** the teaching point of the passage
- Be a **resource** to help with an aspect of the Christian life (e.g. memory verse crafts, prayer and Bible reading resources, etc.)
- Create a **talking point** between us

Not everyone likes doing crafts, but for some kids this is what brings the Bible alive!

When we think of a craft, we want something that is fun, interesting, creative and worth making. While at home, you could:

- Make the story / scene out of Lego or Playdoh
- Colour in a picture
You can usually find something pretty good on Google / pinterest. Otherwise Jono has a book of colouring in that he can photocopy for you!
- Draw or paint a picture from the story
- Make a fridge magnet
- Make laminated table mats
- Make simple puppets
- Make a family prayer resource
 - Prayer box
 - Prayer Album
 - Prayer Cards



For more ideas, have a look at:

- Websites such as <http://missionbibleclass.org/> or pinterest
- Stephanie Carmichael, *Their God is So Big*, pages 72-101

Some crafty tips:

- Be involved in the craft yourself
- Use the craft to **talk about the teaching time**. Ask questions (e.g. what did you like about the story? What didn't you like about the story? What does this tell us about... ourselves / God / Jesus / etc.?)
- Once you've finished the craft, **use it to re-tell the story**, or repeat the main point

If you need any resources, please let Jono know: e.g. photocopying, printing, paint, smocks, laminator, sticky magnets, paddlepop sticks, etc.

j. Closing Prayer

As your formal time of family church finishes, wrap up everything you've learnt in a simple prayer.

k. Reflect

Congratulations! If you're up to this, then you've run your first Family Church! Hopefully it went really well. But don't feel disheartened if it didn't – good things take time – including this! Do something to celebrate and remember God's promise:

As the rain and the snow come down from heaven, and do not return to it without watering the earth and making it bud and flourish, so that it yields seed for the sower and bread for the eater, so is my word that goes out from my mouth: it will not return to me empty, but accomplish what I desire and achieve the purpose for which I sent it (Isaiah 55.10-11)

Well done good and faithful servant!

Maybe not straight away, but at some point it would be helpful to spend a couple minutes thinking about how things went.

- What worked well? Why?
- What didn't work? Why?
- What should I keep doing?
- What should I drop or do differently?

I. Example Plan

We've seen a whole bunch of ideas about what we can do in our Family Church. Below are a couple of examples of what you could do with different aged children:

Bible: Mark 4.35-41		
Main Point: Jesus is In Control		
Event	Time	Thoughts for Planning
Prior to Family Church		<ol style="list-style-type: none"> 1. We've prayed about this 2. Our kids have been prepared 3. My Family Church has been planned 4. I've spent time in God's Word 5. I've organised all my materials 6. Everything has been set up, and we're good to go
Opening Prayer	Sunday 8.30am	<ol style="list-style-type: none"> 1. Pray John Adam's Prayer (on a screen)
Song	8.32	<ol style="list-style-type: none"> 1. Our God is a great big God https://www.youtube.com/watch?v=EAjUa4C_HLE 2. Be Brave Be strong https://www.youtube.com/watch?v=vI75AQvTAXs
Bible Story	8.37	<ol style="list-style-type: none"> 1. Icebreaker: What do you think is the scariest thing in the world? 2. Saddleback Kids Video https://www.youtube.com/watch?v=uYLHqdSO9OY
Chat	8.41	<ol style="list-style-type: none"> 1. What do you like about this story? 2. Do you have any questions? 3. What do we learn about Jesus? 4. Because of this, what should we do?
Question Box	8.46	<ol style="list-style-type: none"> 1. Gather Questions to answer at next week's Family Church
Prayer	8.50	<ol style="list-style-type: none"> 1. YAY-PRAY Poke Prayer
Craft	8.55	<ol style="list-style-type: none"> 2. Children make the scene out of Lego or Playdoh Adults watch the Church of England on channel 360 @ 9am
Closing Prayer		<ol style="list-style-type: none"> 1. Simple Prayer: Dear God, we thank you that you are in control – even when everything feels out of control. Help us to always trust in you. Amen!
After Family Church		<ol style="list-style-type: none"> 1. What went well? 2. What didn't work? 3. What will we do next week?

For Younger Families

Bible: Mark 4.35-41		
Main Point: Jesus is In Control		
Event	Time	Thoughts for Planning
Prior to Family Church		<ol style="list-style-type: none"> 1. We've prayed about this 2. Our kids have been prepared 3. My Family Church has been planned 4. I've spent time in God's Word 5. I've organised all my materials 6. Everything has been set up, and we're good to go
Opening Prayer	Sunday 8.30am	<ol style="list-style-type: none"> 1. Pray simple prayer, with children repeating after you Dear God, Thank you that you love us Help us to love you more. Amen
Song	8.32	<ol style="list-style-type: none"> 1. Our God is a great big God https://www.youtube.com/watch?v=EAjUa4C_HLE
Bible Story	8.35	<ol style="list-style-type: none"> 1. Icebreaker: Have you ever been scared? What was it? 2. Saddleback Kids Video https://www.youtube.com/watch?v=uYLHqdSO9OY
Chat	8.38	<ol style="list-style-type: none"> 1. What do you like about this story? 2. What do we learn about Jesus? 3. Do you think Jesus is stronger than... What about... 4. End by saying: Jesus is strong. We don't need to worry. He will always look after us.
Prayer	8.42	<ol style="list-style-type: none"> 1. Prayer Cards
Craft	8.45	<ol style="list-style-type: none"> 1. Together, everyone makes the scene out of Lego or Playdoh
Closing Prayer	8.55	<ol style="list-style-type: none"> 1. Pray simple prayer, with children repeating after you Dear God, Thanks that you are strong Thanks that you look after us. Amen!
	9.00	Kids have free time, while adults watch the Church of England on channel 360 @ 9am
After Family Church		<ol style="list-style-type: none"> 4. What went well? 5. What didn't work? 6. What will we do next week?

For Older Families

Bible: Mark 4.35-41		
Main Point: Jesus is In Control		
Event	Time	Thoughts for Planning
Prior to Family Church		<ol style="list-style-type: none"> 1. I've prayed about this 2. Our kids have been prepared 3. My Family Church has been planned 4. I've spent time in God's Word 5. I've organised all my materials 6. Everything has been set up, and we're good to go
Opening Prayer	Sunday 8.30am	<ol style="list-style-type: none"> 1. Pray John Adam's Prayer (on screen)
Song	8.32	<p>Our God is Greater</p> <p>https://www.youtube.com/watch?v=O5d_gm9zrnY</p>
Bible Story	8.37	<ol style="list-style-type: none"> 1. Intro question: Think of people you know. What sorts of things are they scared of? 1. Hand out a piece of paper to everyone. 2. Fold the paper in half both ways, making 4 boxes 3. Read Mark 4.35-41 from CEV Bible in sections; 4. As you go, draw pictures in the boxes, making a comic strip <ul style="list-style-type: none"> • Mark 4.35-36 • Mark 4.37-38 • Mark 4.39 • Mark 4.40-41
Chat	8.47	<ol style="list-style-type: none"> 1. Show each other your comic strips 2. What do you like about this story? 3. What doesn't make sense? 4. What do we learn about Jesus? 5. Because of this, what should we do?
Question Box	8.50	<ol style="list-style-type: none"> 1. Gather Questions to answer at next week's Family Church
Prayer	8.55	<ol style="list-style-type: none"> 1. YAY-PRAY Poke Prayer
Closing Prayer	8.59	<ol style="list-style-type: none"> 1. Simple Prayer: Dear God, we thank you that you are in control – even when everything feels out of control. Help us to always trust in you. Amen!
	9.00	Young people either do what they want, or watch the Church of England service with their parents on channel 360 @ 9am
After Family Church		<ol style="list-style-type: none"> 1. What went well? 2. What didn't work? 3. What will we do next week?

For Even Older Families

Over breakfast, simply watch the 9.00am Church of England broadcast together and have a chat about it afterwards!